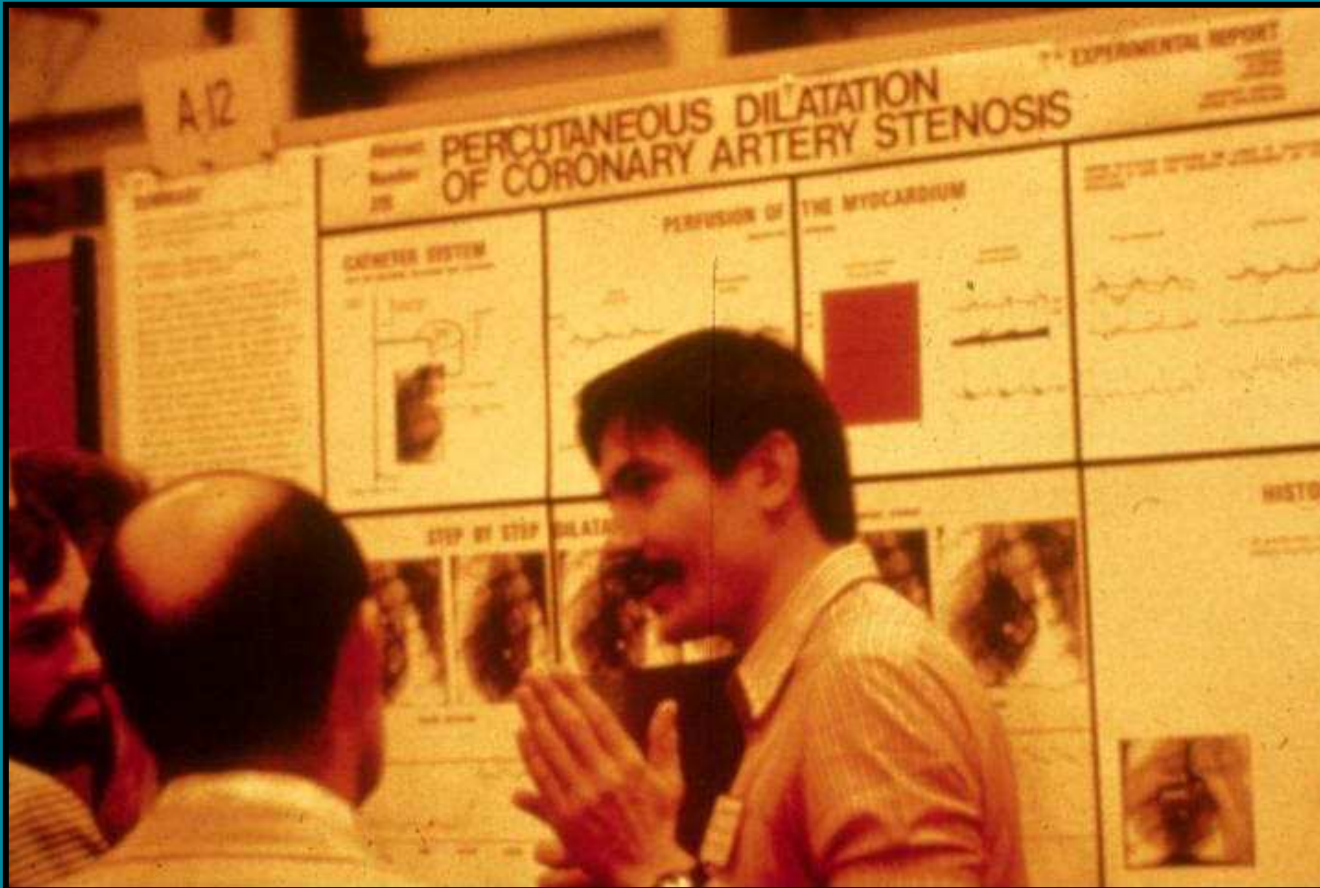


## Section 11

Andreas Gruentzig in Atlanta

Spencer B. King III

## Andreas Gruentzig in Atlanta



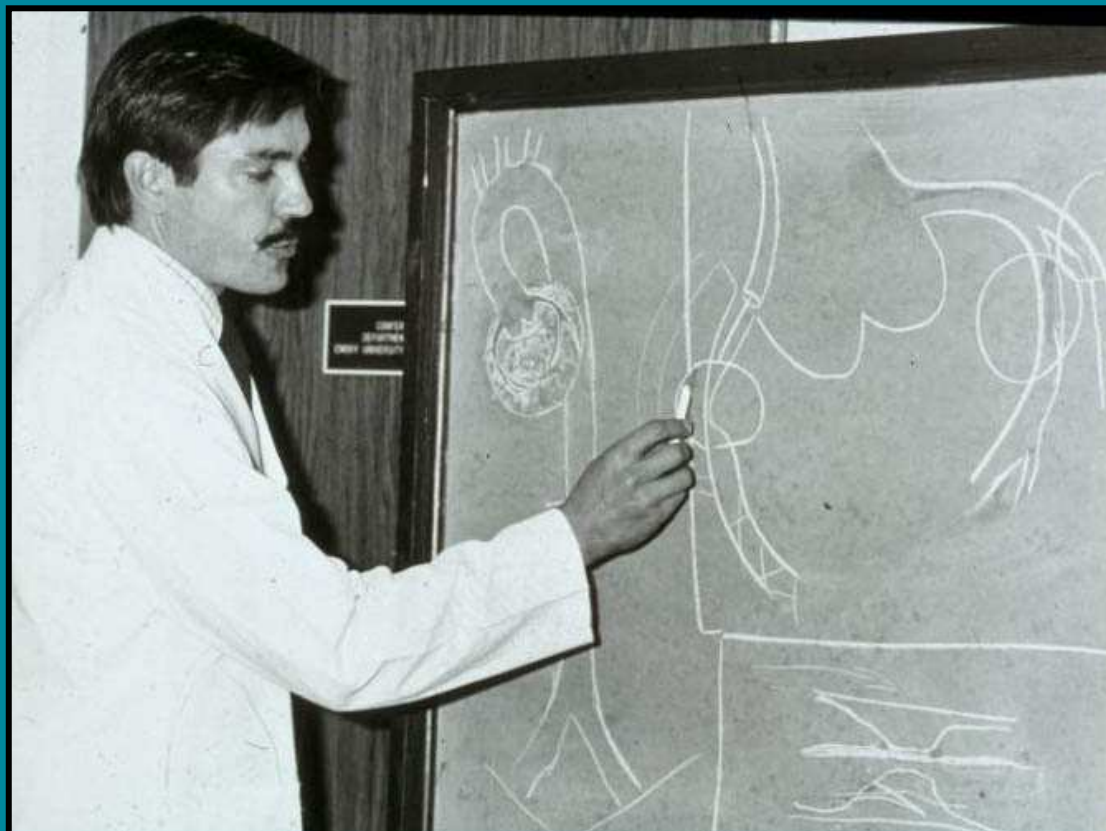
Andreas Gruentzig presenting a poster demonstrating the technique of percutaneous dilatation of coronary artery stenosis in a dog model at the American Heart Association Scientific Session, 1976

## Andreas Gruentzig in Atlanta



Spencer King and Andreas Gruentzig during a live demonstration course at Emory

## Andreas Gruentzig in Atlanta



Andreas Gruentzig teaching techniques of PTCA during an Emory demonstration course

## Andreas Gruentzig in Atlanta



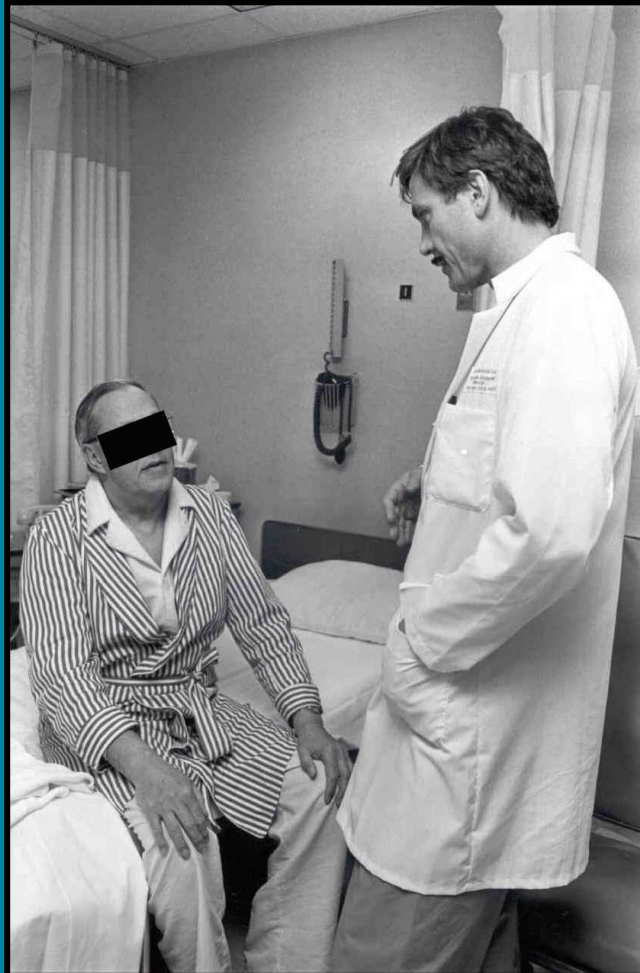
From left to right: Maria Schlumpf, Andreas Gruentzig's assistant, Dr Eberhardt Zeitler, and the first patient to have angioplasty, Mr Bachmann, on the occasion of the tenth anniversary of angioplasty, September 1987

## Andreas Gruentzig in Atlanta



Andreas Gruentzig shaping the tip of a DG balloon, assisted by Joe Brown

## Andreas Gruentzig in Atlanta



Andreas Gruentzig explaining the risks and benefits of angioplasty, always keeping focus on the clinical problem and the patient's well being

## Andreas Gruentzig in Atlanta



Attendees at the 1984 Emory interventional cardiology course

## Andreas Gruentzig in Atlanta

**United States Patent** [19] [11] **4,195,637**

**Grüntzig et al.** [45] **Apr. 1, 1980**

---

[54] **CATHETER ARRANGEMENT, METHOD OF CATHETERIZATION, AND METHOD OF MANUFACTURING A DILATATION ELEMENT**

[75] **Inventors:** Andreas Grüntzig; Hans Gleichner, both of Zürich, Switzerland

[73] **Assignee:** Schneider Mediatag AG, Zürich, Switzerland

[1] **Appl. No.:** 853,190

[22] **Filed:** Nov. 21, 1977

[30] **Foreign Application Priority Data**

Oct. 21, 1977 [CH] Switzerland ..... 12835/77

[51] **Int. Cl.<sup>2</sup>** ..... A61M 25/00

[52] **U.S. Cl.** ..... 128/348; 128/349 B

[58] **Field of Search** ..... 128/344, 438, 349 B, 128/349, 350, 351, 404, 419 P, 206 E, 205 R, 246, 208

[56] **References Cited**

**U.S. PATENT DOCUMENTS**

3,085,525	4/1963	Whitcomb	128/348 X
3,498,286	3/1970	Polanyi et al.	128/348
3,635,223	1/1972	Klieman	128/348
3,831,588	8/1974	Rindner	128/348 X
3,837,347	9/1974	Tower	128/344 X
3,924,632	12/1975	Cook	128/348
3,941,119	3/1976	Corrales	128/348 X
3,978,863	9/1976	Fettel et al.	128/348
4,033,331	7/1977	Guss et al.	128/348

**Primary Examiner**—E. H. Eickholt  
**Attorney, Agent, or Firm**—Werner W. Klecman

[57] **ABSTRACT**

A catheter arrangement for opening or closing hollow spaces, cavities, passages and the like comprising a guide catheter and a dilatation catheter. A dilatation element arranged at the dilatation catheter has an at least partially cylindrical foldable wall. The catheterization technique employable with such catheter arrangement contemplates introducing the guide catheter by forces applied in translatory and rotational direction and engaging at the surface layer of the guide catheter, into the near region of the hollow space to be opened or closed, then inserting the dilatation catheter through a bore of the guide catheter, with the dilatation element having in its internal space a negative pressure in relation to the hollow space which is to be opened or closed. The dilatation catheter is then inserted through the guide catheter to such an extent that the dilatation element arrives at the location which is to be opened or closed and at that location is dilated to a predetermined form and to the necessary diameter with a pre-selected excess pressure. There is also disclosed a method of manufacturing a dilatation element for use with the catheter arrangement.

17 Claims, 9 Drawing Figures

**Fig. 2**

Patent for balloon angioplasty filed 21 November 1977 and issued 1 April 1980

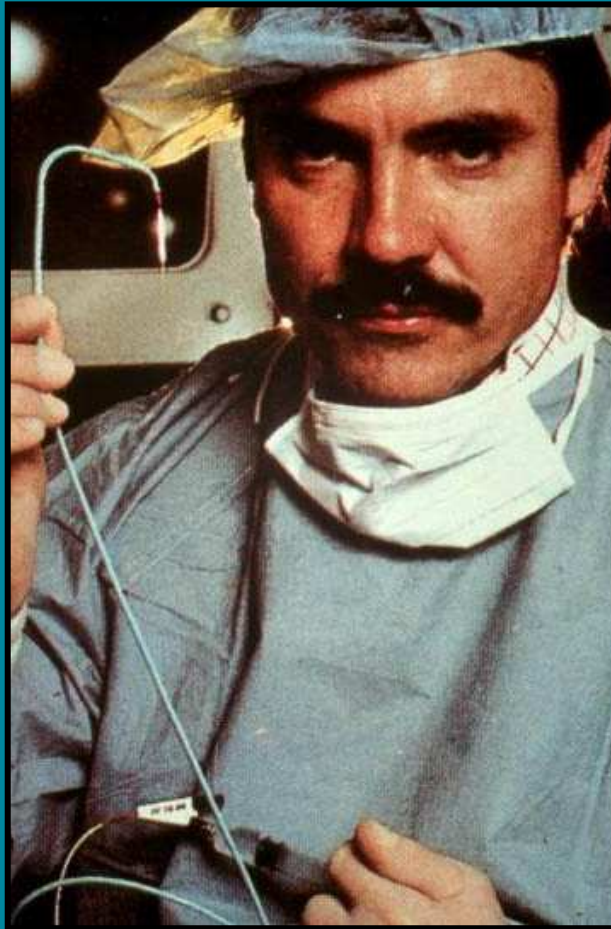
*The Evolution of Cardiac Catheterization and Interventional Cardiology*

## Andreas Gruentzig in Atlanta



Andreas Gruentzig and his plane

## Andreas Gruentzig in Atlanta



Andreas Gruentzig presenting a catheter and a subspecialty for the benefit of millions